



### District Report Card: 2017


<b>State:</b> Nagaland	<b>District:</b> Dimapur
<b>Class:</b> 5	<b>Subject:</b> Language
<b>Schools:</b> 41	<b>Students:</b> 938


### Participation/Coverage


#### Students

<div>GENDER</div> <div></div>	Boys				Girls			
	Number		%		Number		%	
	427		45.52		511		54.48	

<div>AREA</div> <div></div>	Rural				Urban			
	Number		%		Number		%	
	475		50.64		463		49.36	

<div>CATEGORY</div> <div></div>	SC		ST		OBC		GEN	
	Number	%	Number	%	Number	%	Number	%
	83	8.85	553	58.96	89	9.49	213	22.71

<div>CWSN</div> <div></div>	LD	VI	HI	S&LD	ID	Oth
	0	0	0	0	0	0

<div>Management</div> <div></div>	Government			Government-aided		
	Number		%	Number		%
	938		100.00	0		0.00

### Average Performance of Students in Language (%)

Overall	Gender		Area		Management		Social Group			
	Male	Female	Rural	Urban	Govt.	Aided	SC	ST	OBC	GEN
46.65	47.68	45.78	50.50	42.69	46.65	0.00	42.25	46.03	47.57	49.58

## Performance on Learning Outcomes (LOs)

Learning Outcomes	Description	Average Performance(%)
L504	Reads and comprehends independently storybooks, news items/ headlines, advertisements etc.	45.31
L508	Reads text with comprehension, locates details and sequence of events	47.31

Range of Performance of Students who Answered Correctly							
Below 30%		30% - 50%		50% - 75%		Above 75%	
Number	%	Number	%	Number	%	Number	%
221	23.56	358	38.17	254	27.08	105	11.19

## Lowest Performing Learning Outcomes (LOs)

- 1 - Reads and comprehends independently storybooks, news items/ headlines, advertisements etc. (45.31)
- 2 - Reads text with comprehension, locates details and sequence of events (47.31)